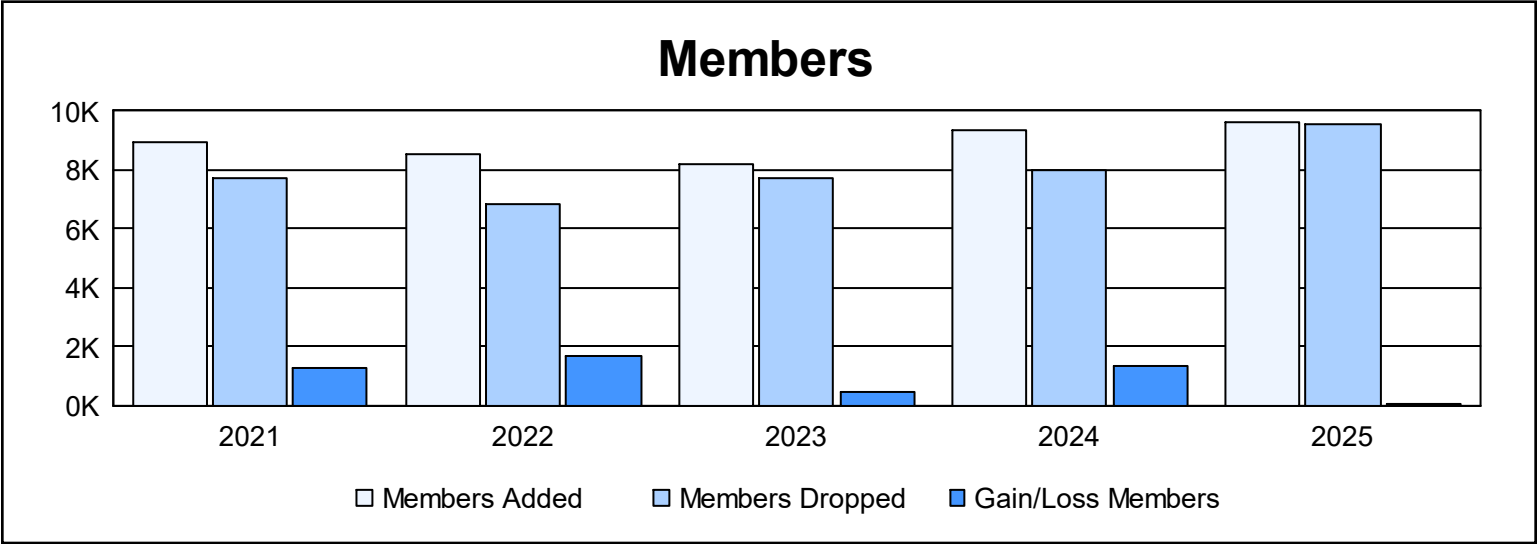
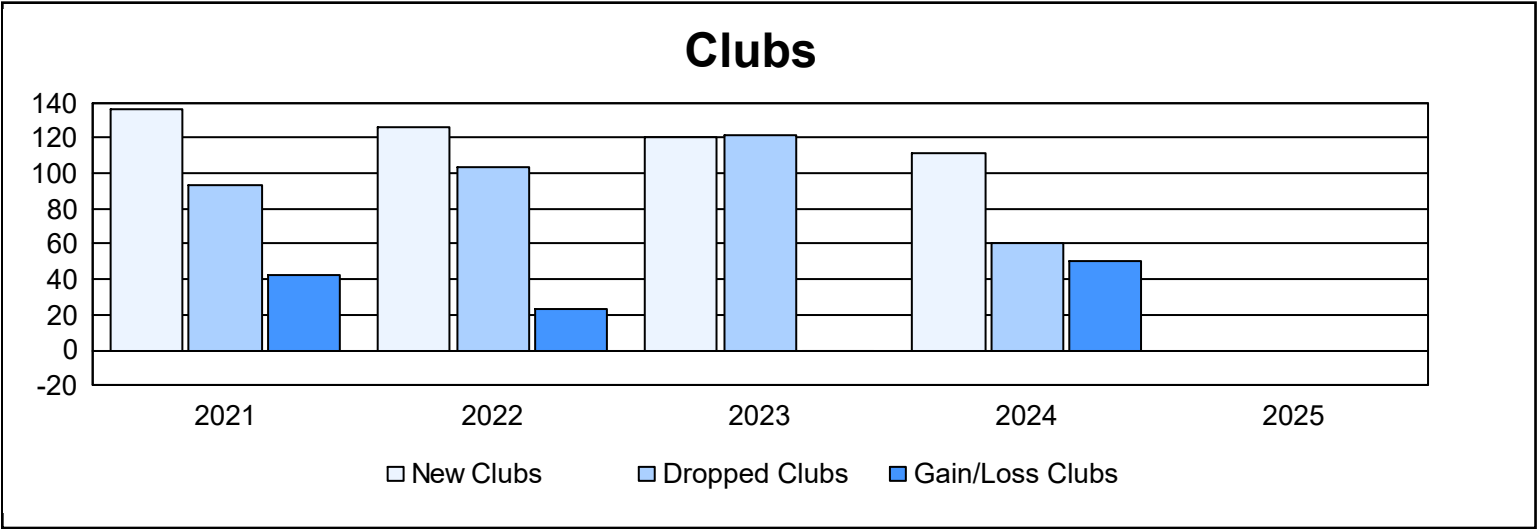
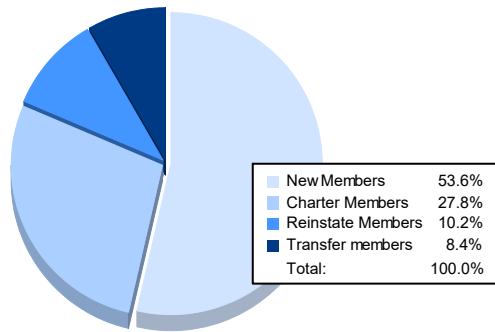


Year	New Clubs	Dropped Clubs	Gain/ Loss Clubs	New Members	Charter Members	Reinstate Members	Transfer Members	Total Member Added	Total Members Dropped	Gain/ Loss Members
2020-2021	136	93	43	4,592	3,733	521	132	8,978	7,723	1,255
2021-2022	126	103	23	4,680	3,294	456	87	8,517	6,814	1,703
2022-2023	121	122	-1	4,505	3,052	512	106	8,175	7,734	441
2023-2024	111	61	50	5,521	2,789	811	244	9,365	8,025	1,340
2024-2025				5,158	2,671	977	810	9,616	9,562	54
Average	124	95	29	4,891	3,108	655	276	8,930	7,972	959



### Membership Composition June 2025 Cumulative



### Gender Composition June 2025 Cumulative

